



The Bethel Land Trust Membership Form

Name _____
Address _____
Town _____ State _____ Zip _____
E-mail _____
Phone _____

MEMBERSHIP CATEGORIES

- ☐ Individual \$25
☐ Family \$50
☐ Business \$100
☐ Corporate Sponsor \$500

Additional ways I can help

- ☐ Work Party Participation
☐ Computer Work
☐ Legal Assistance
☐ Publicity
☐ Property Steward
☐ Fundraising/Membership
☐ Other (Specify): _____



The Bethel Land Trust

BethelLandTrust.org

Preserving Open Space
for Bethel's Future



Saving Our Forests




Saving Our Wetlands





The Bethel Land Trust
BethelLandTrust.org
Preserving Open Space
for Bethel's Future

P.O. Box 332
Bethel, CT 06801
203-512-5859

The Bethel Land Trust



We want our children and grandchildren to have the same opportunities to listen to frogs settling on a pond shore, follow a pileated woodpecker through the trees, perhaps glimpse deer stepping down their paths, and absorb the beauty of the great trees, the native shrubs and wildflowers.



What is the BETHEL LAND TRUST?

Dedicated to the protection and preservation of Bethel's natural areas, the Bethel Land Trust is a 501(c)(3), all volunteer, non-profit organization established in 1977.

The first property of the land trust was donated in 1979. Subsequent properties were acquired from developer open space concessions, through donations from private owners and additional gifts from the town of Bethel. Our preserves are spread throughout the town, ranging in size from 0.19 to 92 acres. You can find details on our preserves at our website www.bethellandtrust.org.

As pressure for development continues, the Bethel Land Trust's role as a steward of our local environment is crucial to maintaining a balanced approach to growth in the town of Bethel.

WHY DO WE DO THIS?

Forests, fields and streams add to the quality of life in our community and preserve Bethel's New England character. Open space land protects our water, improves the air we breathe and increases property values in our town.

Our nature preserves provide:

- A peaceful place to walk,
- Bird watching, fishing and hiking,
- Locations for nature photography,
- A refuge for wildflowers and wildlife, and
- An escape from civilization.

So, if you like to hike, take photographs, enjoy quiet and serenity, enjoy birding, exploring streams, ponds and stone walls and admiring flowers that may not be growing in your yard, visit our preserves with your friends and family and become members of the Bethel Land Trust.

HOW CAN YOU HELP?

The Bethel Land Trust invites everyone interested in preserving open space to join the trust. Help insure that our community continues to balance development with conserving undeveloped open space for the benefit of future generations.

Financial Support - Your tax-deductible membership fee and donations help pay for: expenses for maintaining our preserves, providing conservation education, and funding preserve projects.

Volunteer - You can help us with property stewardship; cleanups, clear and build trails, or with fund raising. Whether you are skilled or unskilled, your help is welcomed.

Land Donations: If you have land that you love and want to preserve, consider donating it. Contact us at 203-512-5859 to discuss the possibilities. There may be tax benefits for your land donation.

Email us at: bethel.land.trust.ct@gmail.com